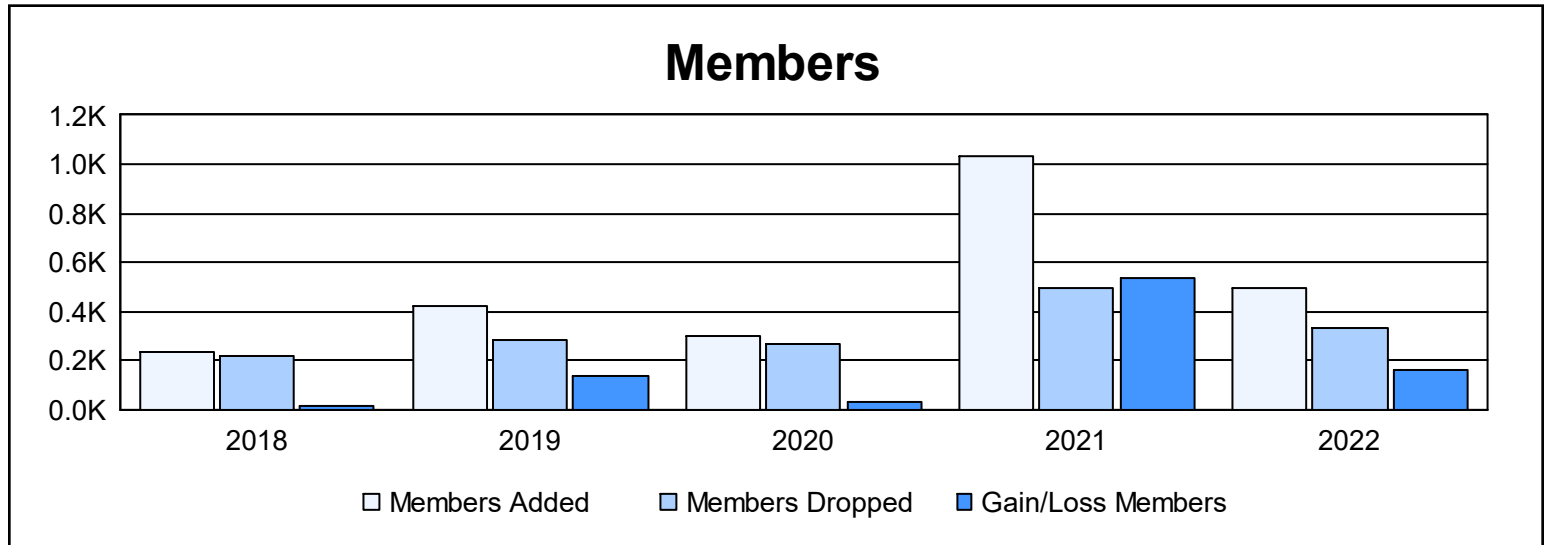
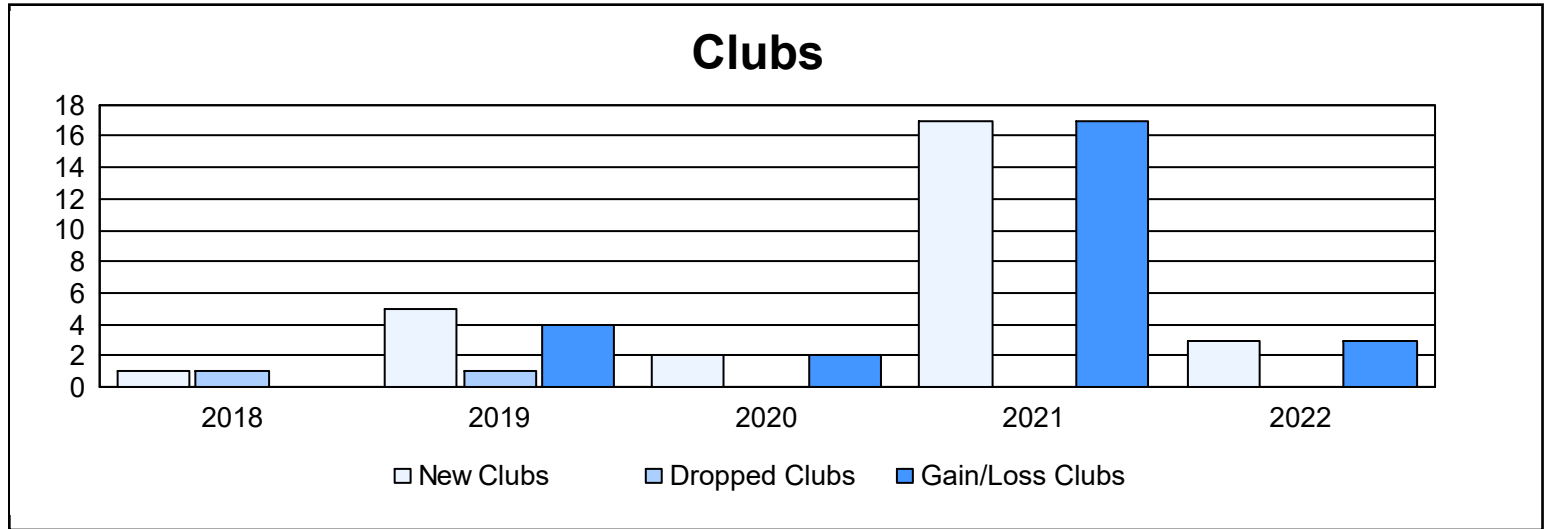
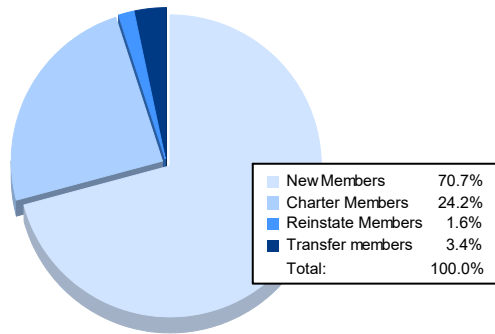


Year	New Clubs	Dropped Clubs	Gain/ Loss Clubs	New Members	Charter Members	Reinstate Members	Transfer Members	Total Member Added	Total Members Dropped	Gain/ Loss Members
2017-2018	1	1	0	181	33	5	13	232	216	16
2018-2019	5	1	4	230	148	21	21	420	287	133
2019-2020	2	0	2	202	63	20	13	298	265	33
2020-2021	17	0	17	424	573	16	18	1,031	494	537
2021-2022	3	0	3	350	120	8	17	495	331	164
<b>Average</b>	<b>6</b>	<b>0</b>	<b>5</b>	<b>277</b>	<b>187</b>	<b>14</b>	<b>16</b>	<b>495</b>	<b>319</b>	<b>177</b>



### Membership Composition June 2022 Cumulative



### Gender Composition June 2022 Cumulative

